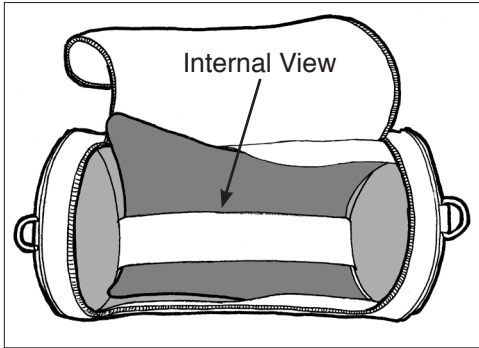


# Installation instructions for Nelson-Rigg® Tail Roll/Tote Bag SSC-160, CL-800

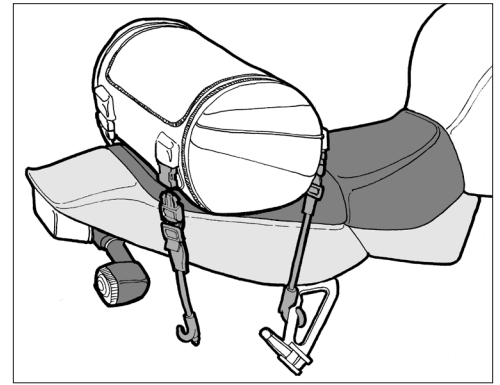
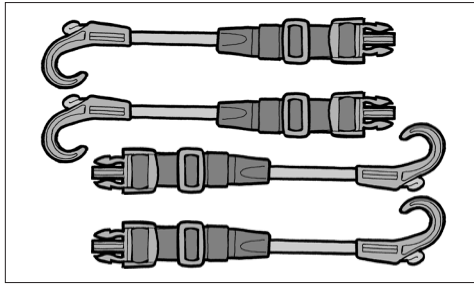
Read instructions carefully before installation. If you have any questions or something is unclear, please contact us or your dealer for clarification. Make sure your motorcycle is clean and free from dirt, road grime etc. where the Nelson-Rigg® luggage mounts.

## Installing stiffener SSC-160 only



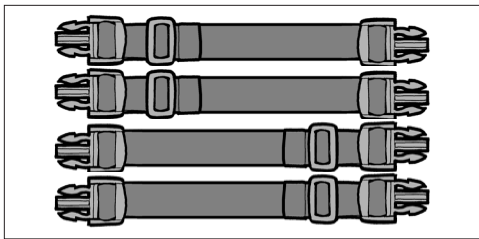
Insert the plastic Roll Bag stiffener under the loop in the base of the bag. Tuck the two top edges under the “pockets” just inside of the opening.

## Bungee Straps to attach bag to bike

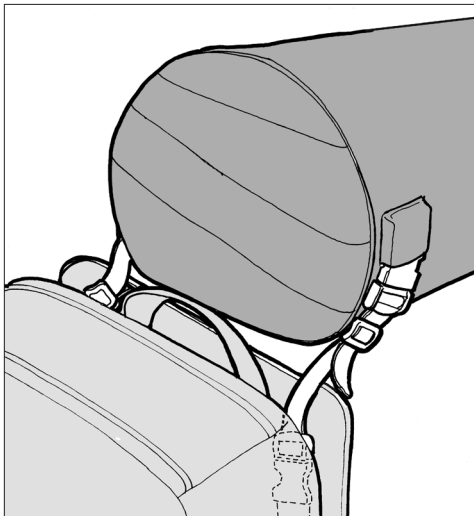


Position the Roll Bag on motorcycle passenger seat or rear cowl. Attach the Bungees with the male buckles to the female buckles in the small pouches on the bag. Secure the Roll Bag with the Bungees as shown. Where possible, make use of solid attachment points such as the frame or passenger footpegs that are solid parts of the motorcycle.

•Diagram shows SSC-160  
CL-800 mounts in similar way



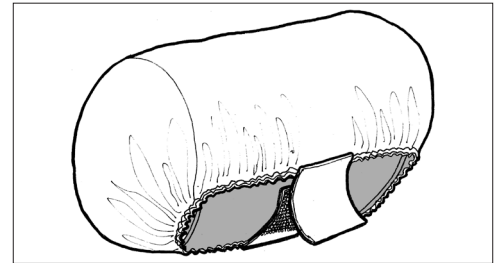
Straps with male buckles to attach the tote or roll bag to our saddlebags.




When attaching the Roll Bag to our saddlebags, utilize the straps with the male buckles in place of the Bungee cord straps.

•Diagram shows SSC-160  
CL-800 mounts in similar way

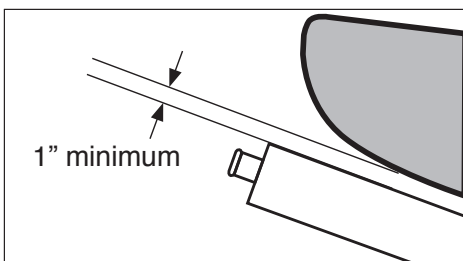
## SSC-160 Rain Cover



## CL-800 Rain Cover



The Roll Bag and Tote Bag have their own Rain Covers for use in adverse weather conditions.



Check the saddlebags are positioned with a minimum of 1" clearance above exhaust pipe (see diagram above).

### Warning:

Read the installation instructions and make yourself familiar with the process of installing the Nelson-Rigg® product(s) on your bike. It is your responsibility to mount the product correctly and securely as outlined in these instructions. Nelson-Rigg® products are intended for use at USA street legal speeds as posted by the individual States. Nelson-Rigg® luggage must not be overloaded. Max carrying capacity is 10 lbs per bag or the maximum load suggested by the manufacturer of the vehicle, whichever is less.

Failure to adhere to these warnings may result in, but not be limited to: the luggage becoming detached, the product becoming tangled in moving parts of the vehicle, unstable vehicle dynamics, reduction in the ability to control the vehicle. The result(s) of could lead to serious injury.

**Always ride safely, adhering to the local highway regulations. Always wear a helmet and protective apparel.**

[www.nelsonrigg.com](http://www.nelsonrigg.com)

it's not just a bike®

**NELSON-RIGG**